

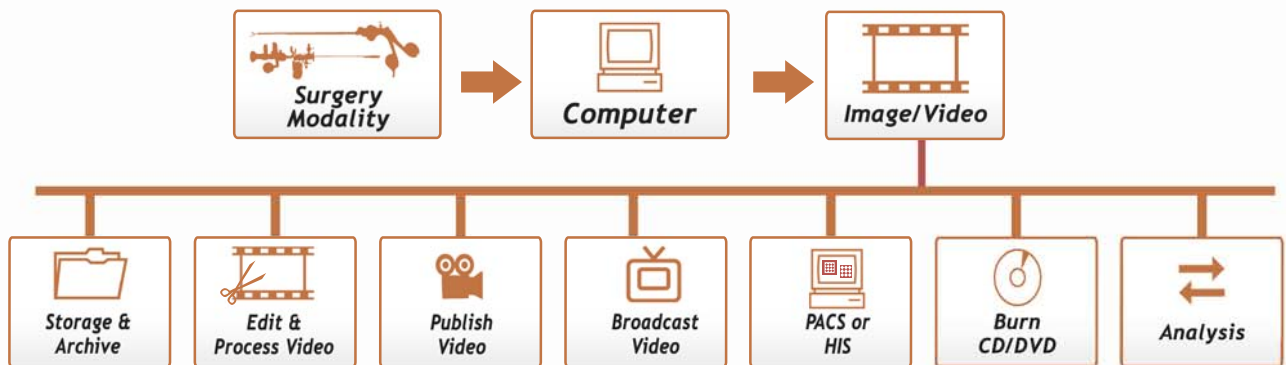
Gastro Surgeons
Urologist
Neurologist
Orthopedists
Gynecologists
Pediatricians
Ophthalmologist

- Laparoscopy
- Hysterectomy.
- Cholesystectomy
- Mastectomy
- Laminectomy
- Astrocytoma
- Urethroscopy
- Trabeculectomy
- Myringotomy



ORVISION

Surgical image capturing and management solution



ORVision is a functionally rich and easy to use software solution for surgical image capturing and management. It provides sophisticated way of capturing surgical procedures and multiple video recordings along with relevant patient data. It facilitates versatile images/video processing, archiving, editing, publishing and broadcasting for academic or research purposes.

Single Screen Solution



- Easy to use - very short learning curve.
- Date wise patient list is provided on main screen for easy & instant access to patient records.
- Lock/Unlock patient data to prevent accidental modifications.
- Write referral letters (with images) and save it along with patient record for later retrieval.
- Flexible search mechanism to find individual patient record from existing database.
- One click preview, for viewing reports on screen before printing.
- Full featured and Flexible Test Report Template Designer- Multiple fonts, Colors and images.

Capture Image / Video Stream

- High Quality Image/Video Capture
- Support Resolution: 640x480, 720x576 & Higher.
- No video recording time limit. Record videos till your storage device (hard disk) is full.
- View full-screen video (both live and recorded) and even capture frames.
- Record video in full-screen mode.
- Pause/Resume LIVE video recording.
- Audio visual indications while recording.
- Record multiple videos for individual patient.
- Supports video recording in MPEG1, MPEG2, MPEG4(DivX), VCD, DVD formats.
- Import, export videos & images
- Auto Image Cropping / Masking
- Press & release foot switch to start video preview or to capture still from running video.
- Keep the foot switch pressed for 2sec (changeable) to start/pause/resume video recordings.

Video Settings / Overlay Profiles

- Create different video setting profiles for different procedures. Ex. Colonoscope & ERCP may have different image size, different cropping and masking requirements.
- Each profile has its own settings such as size, cropping margins, image mask, video source, video standard (PAL, NTSC), etc.
- Link profiles to procedures so that associated profile is automatically applied while recording particular procedure video.
- Single click to switch video profile in real time while viewing or recording live video.
- Overlay text and images while viewing, recording & editing videos.
- Create different overlay profiles to be applied while viewing/recording video.
- Each profile may have different contents like hospital name and logo, doctor name, procedure name, etc.

Video Editor

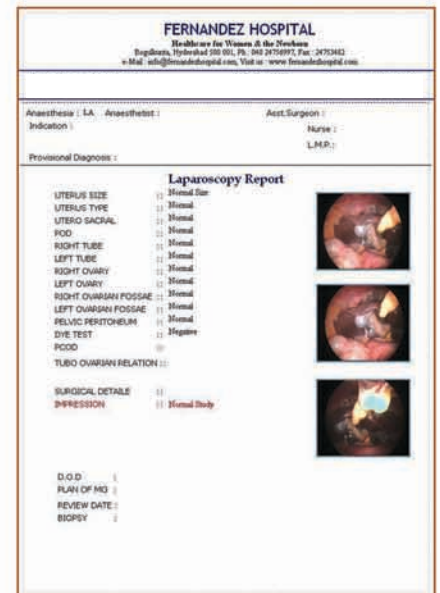
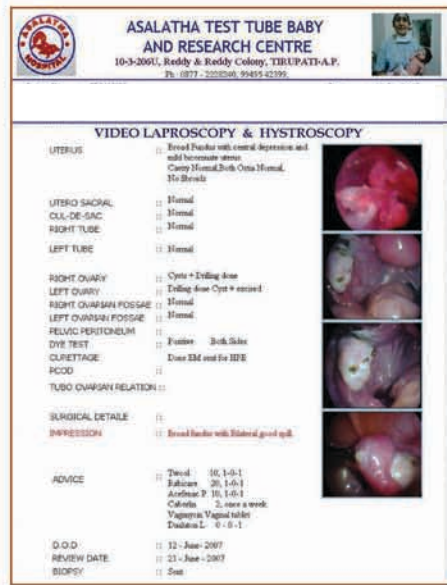
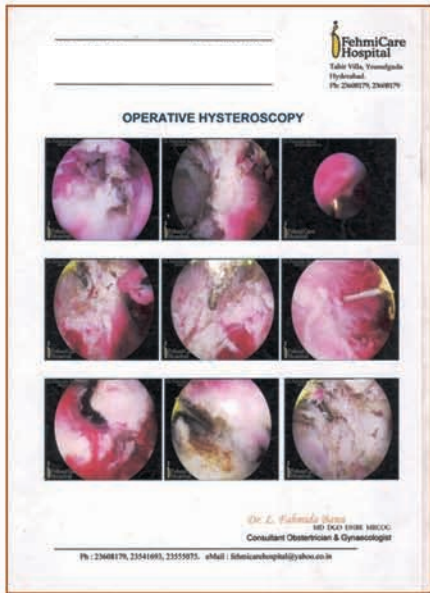
- Use video editor to customize and merge selective portions of different video streams into one.
- Create short video clips of lengthy recorded procedures
- Overlay video clips with your organization name, logo or any other text for more authenticity.
- Make your video clip more informative by inserting relevant diagnosed images such as Histopathology, x-ray etc.
- Arrange 2 or more different video clips together to create a complete case video for specific procedures such as ERCP, ENDOSONOGRAPHY.
- Record live audio commentary to make your video clip a complete audio visual case representation.
- Recompress your video.

Database Maintenance

- Backup all or selective case records with reports and videos to CD, DVD, or any other external or internal storage device.
- The backup can be accessed (view patient records, play videos, print reports, etc) directly from CD/DVD without restoring.

Burn CD/DVD of Patient Videos

- Burn Video CD (VCD) or Video DVD of procedure videos playable in VCD/DVD players.
- Give recorded video, images & report on CD/DVD with user friendly CD-viewer for enhanced patient satisfaction.
- Customizable CD-viewer interface - You can edit the interface to incorporate details such as features and facilities of your organization with images & animations, hyperlink to your web address, etc.
- An informative procedure CD packed in an appropriate CD cover will not only satisfies the patient but also represents your sophisticated & professional approach towards the work.



Box Contents



Minimum System Requirements

- Processor** : Intel Pentium 4 Processor
- Hard Disk** : 80 GB
- RAM** : 512MB
- Monitor** : 17"
- OS** : Microsoft Windows XP with Service Pack 2
- Optical Drive** : DVD Writer
- Port** : COM port or USB to Serial port converter for Footswitch
- Capture Card** : Analog Video Capture Card.

Technical Support

- Video Tutorials
- Online troubleshooting FAQs
- Telephonic
- Remote Desktop
- Personal visit



Corporate Office

604, Mogul's Court, Basheerbagh,
Hyderabad - 500 029, A.P., INDIA.
www.tru-solutions.in

Business	Sales	Support
+91 40 30681278, +91 93999 64421, info@tru-solutions.in,	+91 40 30681281 +91 93913 83491 sales@tru-solutions.in	+91 40 64599003 +91 98854 75101 support@tru-solutions.in

Online Chat: ts4help @ (Yahoo, Hotmail and Gmail)

* Trademarks and associated logos are copyright and property of their respective owners.